

### Emails and Payments

We use School Comms / School Gateway to **email** parents.

All trips, swimming and school milk **payments** are also made via the [School Gateway](#) site. To set up an account, you need to register using the same email address which the school has on record, and you need to enter your mobile phone number. You can then download the free app and make payments for trips from your smart phone:

[School Gateway App for Android](#)  
[School Gateway App for iPhone](#)

### Caterlink

#### School Dinner Money Accounts

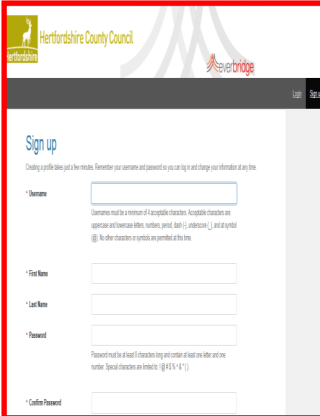

Our School Dinners cost £2.15 each for children in 30 hours Nursery and children in years 3-6. Meals are free for those in Reception-Year2 and those eligible for the Pupil Premium Grant. Click [here](#) to apply for Pupil Premium Funding, which can include free school dinners.

Parents will be given a **STUDENT ID** for children in Years 3-6 and 30 hours Nursery.

Please ensure that your child's meals are paid for online, in advance. Caterlink accounts can be accessed via our [website](#), or by accessing the [Carterlink login here](#):

[https://meals.caterlinkltd.co.uk/meals/sign\\_in](https://meals.caterlinkltd.co.uk/meals/sign_in)

In order to ensure you are informed as quickly as possible of anything that may have an impact on a normal school day, we use a system called **Everbridge**. To sign up, please visit [Everbridge](#) and click on the "sign up" button located at the top right hand side of the page on the grey strip, and from there follow the instructions. It should take no more than five minutes to register and you can edit your information at any time should you change your mobile number

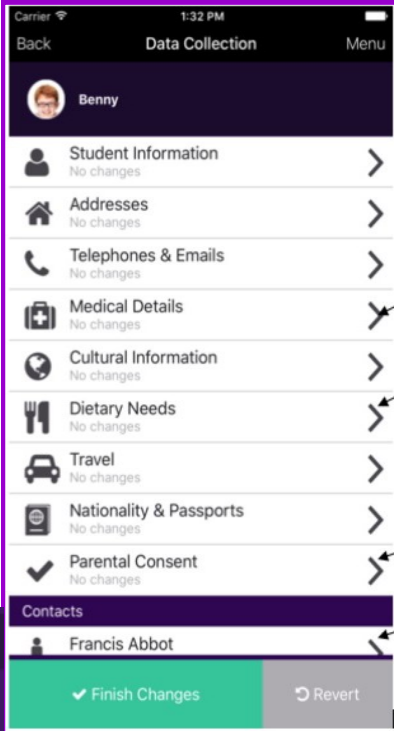
## SIMS PARENT

Parents will receive an email with a link to download the **SIMS Parent Lite App**. The app allows parents to give **PARENTAL CONSENT**, to alert us to new dietary or medical needs and to update their contact details.

More information is on our [website here](#).

To update Parent/Carer contact details, please scroll down to the 'CONTACT' section to see your current contact details. Please ignore The "telephone and emails" section, as this for student contact details, which don't apply to Primary-aged children.

Back	Parental Consent	Menu
	I agree to eSafety rules and for my ch...	<input checked="" type="checkbox"/>
	permission to attend school off site v...	<input checked="" type="checkbox"/>
	permission to view PG films in school	<input checked="" type="checkbox"/>
	photos/videos can be on social media.	<input checked="" type="checkbox"/>
	photos/videos can be used by local p...	<input checked="" type="checkbox"/>
	photos/videos can be used on websi...	<input checked="" type="checkbox"/>
	photos/videos to be used on marketi...	<input checked="" type="checkbox"/>



If you need to alert us to **NEW** medical conditions, please do this here. We have all medical notes saved on our system. Most conditions come under "OTHER". We will call to confirm changes

Food allergies / dietary needs can be updated here. We have all current dietary needs saved on our system. will call to confirm changes

Give Parental consent for trips, PG Films etc

Parent Contact details are updated here. Eg new address, phone, email

### STEP #1: Receive the Activation Email

1. We will send you an activation email. Simply click on the link inside the email from your tablet, PC or smartphone to activate your account.
2. After clicking on the link in the email you will now be asked to login using your Facebook, Twitter, Google or Microsoft username and password.
3. You will be asked the date of birth for one of your children at the school.
4. Congratulations, you have registered for the SIMS Parent App. *Now you just need to download the app!*

*\* The email will be from noreply@sims.co.uk so please check your SPAM or Junk folder if you cannot find it. If you still cannot find the email, please contact the school to confirm we have the correct contact information for you.*

### STEP #2: Download SIMS Parent App & Login

1. On your smartphone or tablet, download the FREE app from the Google Play or Apple App store.
2. Login using the account you signed up with.

Alternatively, you can login via the website: [www.SIMS-PARENT.co.uk](http://www.SIMS-PARENT.co.uk)

Our School Website has lots of important information, including newsletters, a Parent Zone and Pupil Pages.

[www.lhaines.herts.sch.uk](http://www.lhaines.herts.sch.uk)



Follow us on Twitter:

[@HeadLHS](#)  
[@LHS\\_Watford](#)

Follow us on Facebook:

<https://www.facebook.com/Laurance.Haines.School.Official/>

Follow us on Instagram:

[@LauranceHaines](#)