

## Year One Home Learning Pack 1

Weekly Learning: 23<sup>rd</sup> March 2020

Theme: Plants and growth

### Science

We have learnt about the names and features of **different flowers** this week – can you choose 5 of your favourites and draw them and write their names?

Take the opportunity this week to learn about the **different types of trees and leaves** there are, including what the difference is between deciduous and evergreen trees.

### Spelling



Can you write a sentence each for the words below? The special friends sounds are "ay" and "ai".

play, stay, tray, holiday, birthday, paint, rain, wait, train, main

Remember your capital letters and full stops!

### English



We have planted our beans but we will not be able to monitor their growth in school anymore unfortunately. If you have the opportunity to, work with a grown up to **plant a bean at home** and water it daily. **Keep a diary** of its growth. Can you remember what we needed to plant a bean? **Write a detailed set of instructions.**

### Maths



Key Skills:

- Numbers bonds to 10
- Counting in 2s, 5s and 10s
- Coin recognition
- Simple addition and subtraction
- Name 2D and 3D shapes
- Understand and spell the days of the week and months of the year
- Understand measurement

### Communication

We are really looking forward to keeping up to date with your learning. Feel free to share with us via email

[saibashah@lhaines.herts.sch.uk](mailto:saibashah@lhaines.herts.sch.uk)

[rizwanakhan@lhaines.herts.sch.uk](mailto:rizwanakhan@lhaines.herts.sch.uk)


Twitter: @MrsShahLHS @MissKhanLHS

### Additional learning opportunities:

Read lots of stories yourself and ask a grown up to read to you too. Discuss your favourite parts.

The children can use <https://www.phonicsplay.co.uk/> for additional phonics learning.

# Snakes and Ladders



















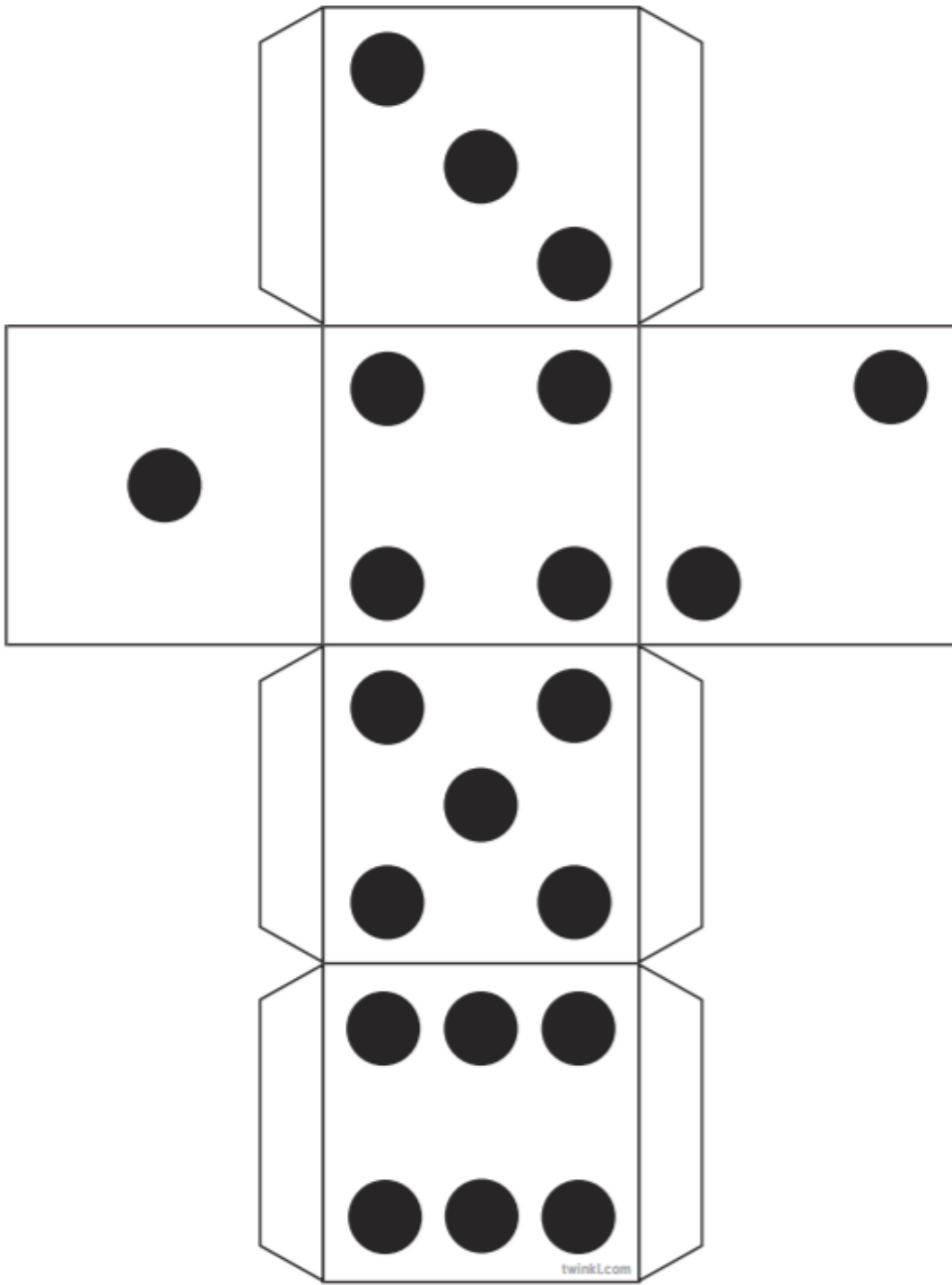
You will need...

- The Snakes and Ladders Board Game board
- A dice
- A counter per player

How to play...

1. Players take it in turns to roll the dice. The player with the highest number goes first, the person with the second highest goes second and so on.
2. The player moves the counter the number of spaces shown on the dice.
3. If a player lands on a snake's head, the player's counter slides down to the square at the snake's tail.
4. If a player lands on the bottom of a ladder, the player's counter climbs up to the square at the top of the ladder.
5. The first player to reach the finish is the winner.

$13+7=$ 21 	$4+16=$ 22 	$9+11=$ 23 	$13+7=$ 24 	<b>Finish</b> 25
$3+17=$ 20	$2+18=$ 19 	$4+16=$ 18	$12+8=$ 17 	$3+17=$ 16
$10+10=$ 11 	$5+15=$ 12 	$3+17=$ 13 	$1+19=$ 14 	$4+16=$ 15
$1+19=$ 10 	$2+18=$ 9 	$3+17=$ 8 	$11+9=$ 7 	$8+12=$ 6 
<b>Start</b> 1	$20+0=$ 2	$14+6=$ 3	$18+2=$ 4	$7+13=$ 5



## Reading Comprehension activity

# The Farmer and his Sons

One day, there was an old farmer who had worked hard all his life. He was very ill. He had three sons. He wanted them to be good farmers. He said to them, "There is a treasure in my land. Promise me that you will look for it." Sadly, the father died. The sons looked for the treasure. They dug and dug the soil. "What will we find?" they said to each other. Soon, they had dug up all of the land. They had not found any treasure. They were upset. "All that hard work for nothing!" they said.



1. **Find** and **copy** the word that the author used to describe how the sons were feeling when they did not find the treasure.



2. How many sons did the farmer have?  
Tick one answer.

two     three     four



3. Why do you think the sons 'dug and dug' in the soil?

\_\_\_\_\_

\_\_\_\_\_



4. Number the steps below from 1 to 4 to show the order they happen in the explanation.

The sons dug and dug.

The farmer sadly died.

The sons couldn't find the treasure.

The farmer told his sons to look for some treasure.



# The Farmer and his Sons - **Answers**

1. **Find** and **copy** the word that the author used to describe how the sons were feeling when they did not find the treasure.

**upset**

2. How many sons did the farmer have?

Tick one answer.      two      three      four

3. Why do you think the sons 'dug and dug' in the soil?

**Any explanation that refers to their extra effort to find the treasure, and, because they didn't want to give up searching.**

4. Number the steps below from 1 to 4 to show the order they happen in the explanation.

**3** The sons dug and dug.

**2** The farmer sadly died.

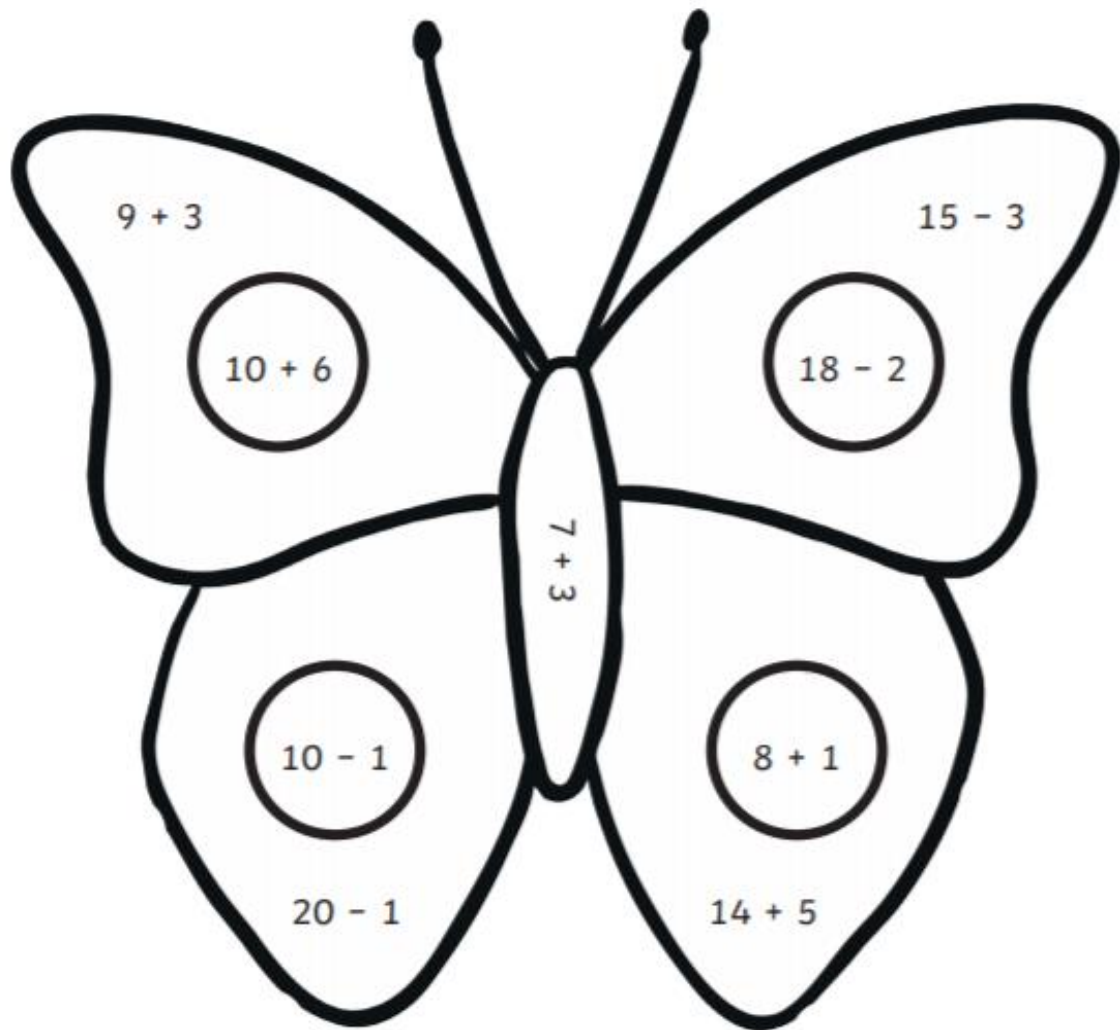
**4** The sons couldn't find the treasure.

**1** The farmer told his sons to look for some treasure.

# Addition and Subtraction to 20

## Colour by Number

Solve the calculations to colour in this spring picture.



<b>Answer:</b>	<b>19</b>	<b>16</b>	<b>12</b>	<b>10</b>	<b>9</b>
<b>Colour:</b>	red	yellow	green	brown	blue