

Year One Home Learning Pack 13

Weekly Learning: 22nd June 2020

Maths



This week we are going to continue practising finding a half and a quarter of shapes and numbers.

Remember that finding a half means that we split something into 2 equal parts or groups.

Spelling



Can you write 3 sentences for each of these words?

little one what came put come some said

Practise writing the common exception words below.

Geography

Can you name and locate the world's **7 continents**? Do you know what continent we are living in? Can you practise writing the names and labelling them a few times? The map is attached here. As an extension: can you label where the 5 oceans of the world are?

Embracing our Differences PSHE

This week we will continue to celebrate and embrace diversity in the UK. Listen to or read some of these wonderful stories.

Amazing Grace

<https://www.youtube.com/watch?v=EdWesdMfyd4>

The Magic Paintbrush

https://www.youtube.com/watch?v=qWM0kQmR_pI

Pattan's pumpkin

<https://www.youtube.com/watch?v=wUzXvjRUZOM>

Purple Mash!

Head over to the Purple Mash site here:

<https://www.purplemash.com/sch/laurance>

Then click on the icon called '2Dos' to find your assigned work for this week. Enjoy!

Traditional Tales Challenges :

- Read or listen to the story 'The Three Billy Goats Gruff'.
<https://www.youtube.com/watch?v=xNJBzccjIYw#>
- Create a piece of art work based on the troll.
- Write a character description. Try and use 'and' in your sentences. Tell the reader what he looked like and what he did. E.g. He sharpened his claws and he gnashed his teeth.
- Sequence the story and write a caption using the pictures below.
- Can you re-write the story choosing a different animal. E.g. The Three Chickens.
- For additional challenges see:
<https://www.hallgreeninfant.co.uk/week-7-other-activities/>

Eco Challenge:

Build a bridge for the billy goats using recycled materials.

Have a go at creating an anti-litter poster! See [competition details below](#)

Additional learning opportunities:

Take the opportunity to read lots of free e-books for children your age on Oxford Owl. Register for free at:
<https://www.oxfordowl.co.uk/for-home/find-a-book/library-page/>

BBC Bitesize Daily: <https://www.bbc.co.uk/bitesize/dailylessons>

Try daily PE with Joe on YouTube to keep your fitness up. Try one here:

<https://www.youtube.com/watch?v=Rz0go1pTda8&list=PLyCLOPd4VxBvQafyve889gVcPxYEjSTI>

Watch stories and draw characters too with Draw with Rob on: <http://www.robbiddulph.com/draw-with-rob>

Communication

Keep in touch!

saibashah@lhaines.herts.sch.uk

rizwanakhan@lhaines.herts.sch.uk

zabeenariaz@lhaines.herts.sch.uk

cristinadascalu@lhaines.herts.sch.uk

Twitter: @MrsShahLHS @MissKhanLHS

The Three Billy Goats Gruff

STEM Activity Billy Goats Bridge Building

What shape is the bridge going to be?
What are you going to use to make the bridge?
Is there any way you can make your bridge stronger?
Do you need to make the bridge longer/shorter?
Is your bridge strong enough to hold the goats?

The Activity:

HELP! The troll won't let the three billy goats gruff cross the river! Your task is to build a new bridge to get them to the other side.

You can use any materials you have at home to build your bridge. This could be any old junk recycling you may have such as cardboard tubes and boxes, milk bottles, yoghurt pots etc. Decide what you will use to join your materials. You may want to use tape, glue or string.

Design and build your bridge before you test how strong it is. Can it hold the weight of 3 Lego figures or small toys?


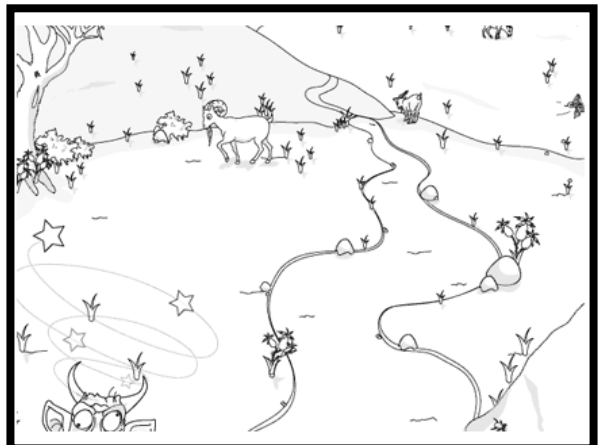


Take a picture of your design and answer the questions on the activity card.



Click here to watch the story:

<https://www.youtube.com/watch?v=aiy3a1v9Q2E>





Anti-Litter Poster Competition

Cassiobury Park and other local green spaces have recently been affected by increased littering. To help us in our battle against the litter, we are asking children to design a poster with imaginative drawings and phrase to help spread an anti-litter message. The best posters will be used to help keep the park a clean and pleasant space for everyone to enjoy. Plus a winner will be chosen from Keystage 1 and Keystage 2 categories and will receive prize of £15 Amazon gift voucher.

Requirements/ how to enter

- Submit an A4 size design – artwork to fill up the whole page
- Use bright and bold colours to help your poster stand out
- Must have our anti-litter message - Love Watford Hate Litter
- Take a photo or scan of your completed posters in high resolution. We recommend camera setting of minimum of 20 megapixels & resolution of 300 pixel/inch and please send entries to Victoria.D'Souza@watford.gov.uk
- Along with the photo/ scan, please include name of child, year group and school the entries are from
- Deadline for poster entries: 13th July 2020

Once all the entries have been received they will then be narrowed down to one winner. The winning poster will be made into banners and displayed at Cassiobury Park and at your school. Also, the poster will be posted on Watford Council's social media and used as part of Cassiobury Park's anti-litter campaign.

If your school is interested in joining Cassiobury Park's Anti-litter Poster Competition or would like further details, please email Vicky on Victoria.D'Souza@watford.gov.uk



WE ARE
WATFORD



watford.gov.uk/cassioburypark



Look at these pictures. Explain if it's half has been coloured in. Remember shapes cut half are cut into 2 equal parts. You can write a sentence or sort the shapes into 2







groups. **Example:**



This is not a half because the parts are not equal.

Can you sort these shapes into the correct column?

$\frac{1}{2}$	Not $\frac{1}{2}$



Year 1 Maths Activity Mat

⑤

Section 1

Double these numbers:

10 →

6 →

8 →

Section 2

Ben has 15 marbles. He loses 3. How many are left?



Section 4


Share these apples equally into 2 groups.



How many are in each group?

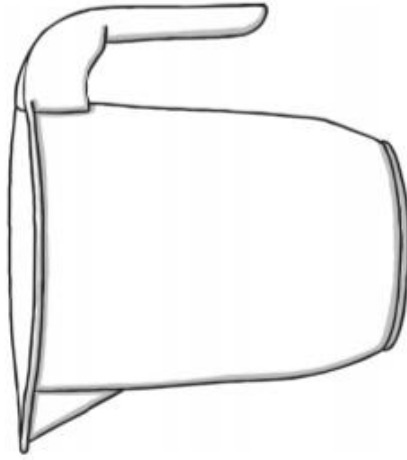
Section 6

Share the pencils into groups of 4. How many groups are there?



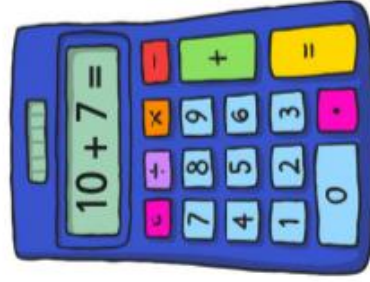
Section 3

Colour in the juice to show the jug is $\frac{3}{4}$ full.



Section 5

Write the answer to the sum on the calculator:



Section 7

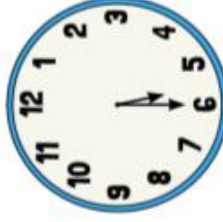
In 2 years' time, Tom will be 12 years old.



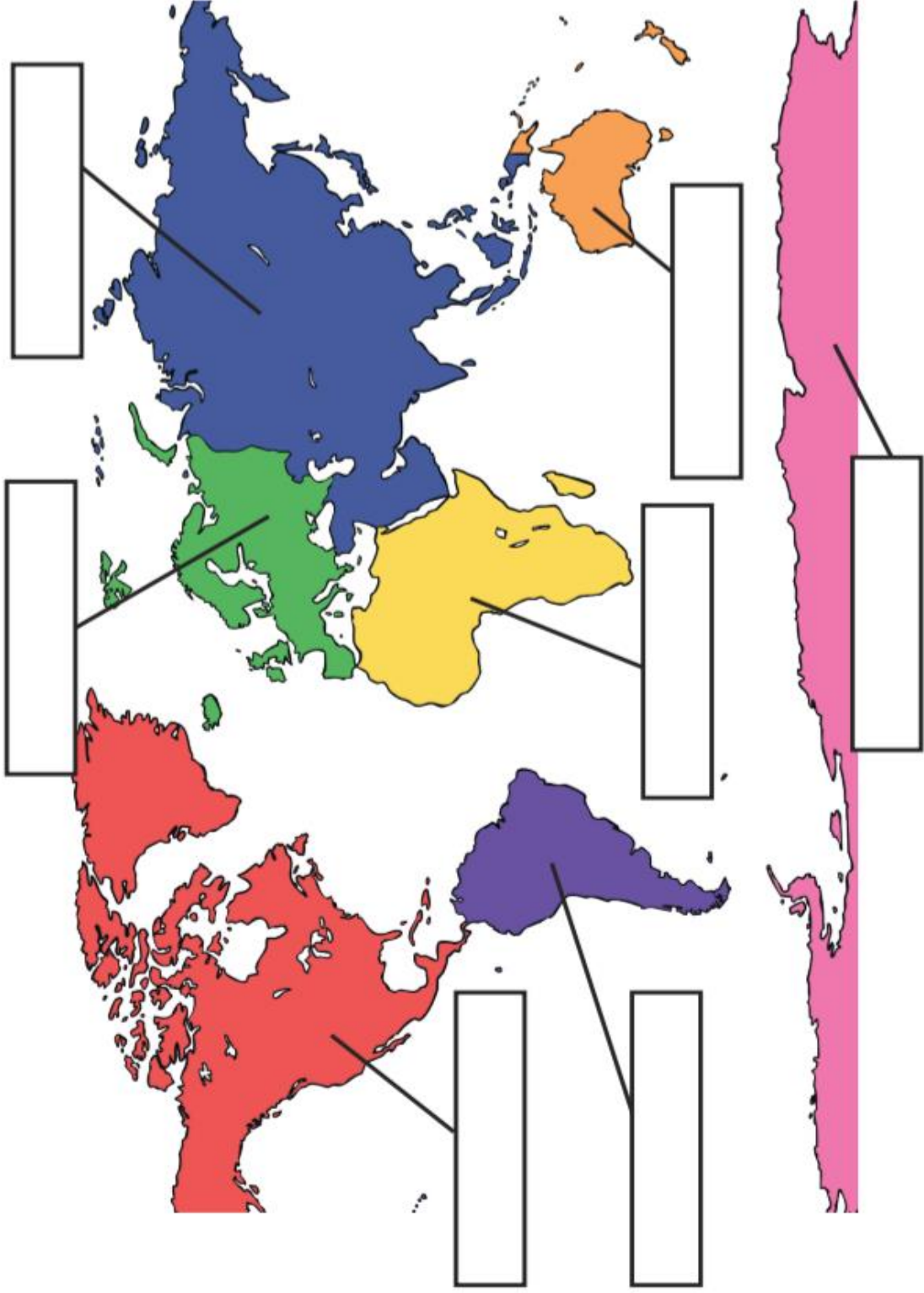
How old is he now?

Section 8

What time will it be in one hour? Draw the hands on the clock.



The Seven Continents of the World



Word Bank
North America
South America
Africa
Antarctica
Australasia
Europe
Asia

Year 1 Common Exception Words

the
a
do
to
today
of
said
says
are
were
was

is
his
has
I
you
your
they
be
he
me
she
we

no
go
so
by
my
here
there
where
love
come
some

one
once
ask
friend
school
put
push
pull
full
house
our