

Weekly Learning for Year 2

15th June 2020 – Weekly Learning


One week project: African Art

Spelling

Can you write a sentence using each of these words?

Water, again, half, money Mr, Mrs, Parents, Christmas

You could draw a picture to go with each one.

Don't forget your capital letter and full stop! 

Mental health and wellbeing

If you are looking for more activities to try at home, please check the **mental health and wellbeing** section on the Home Learning page. It is full of exciting ideas linked to the 5 ways to wellbeing, growth mind set and zones of regulation.

<https://www.lhaines.herts.sch.uk/homelearning>

Purple Mash!

Head over to the Purple Mash site:

<https://www.purplemash.com/sch/laurance>

Then click on the icon called '2Dos' to find your assigned work for this week.

Year 2 key skills – Maths

Please practise:

- Counting in 2's, 3's, 5's and 10's
- Quick recall of 2/5/10 times tables
- Number bonds to 10 and 20
- Coin recognition
- Quick addition and subtraction of 1 digit numbers
- Telling the time
- Names of 2D and 3D shapes

Maths

$$13 + 35 + 27 =$$

$$65 - 23 =$$

$$74 - 50 =$$

$$50 \div 5 =$$

$$3/4 \text{ of } 64 =$$

$$___ - 19 = 23$$

If you need a reminder on how to work out any of these problems head over to Twiducate to watch videos of Mrs Gunner!

African Art

Africa is well known for its individual art. Most of the art in Africa includes a repeated pattern style. The symbolic patterns represent the culture's beliefs and history. Can you create your own African inspired art; I wonder what your repeated pattern will be?



Keeping Connected

We are really looking forward to keeping up to date with your learning. Feel free to share work with us, discuss the learning or just say hi through email!

oliviagunner@lhaines.herts.sch.uk

katiesmart@lhaines.herts.sch.uk

claireconway@lhaines.herts.sch.uk

louisearmsden@lhaines.herts.sch.uk

Make sure you follow us on twitter where we will be sharing extra activities for the children.

Twitter: @MrsGunnerLHS @MissSmartLHS

@missconwaylhs @ArmsdenMs

Jigsaw – The changing me

For humans, growing up takes longer than for many living things. It doesn't only mean getting bigger, but also learning and being able to do more; growing up comes with a wider range of abilities, more freedom, more independence, more responsibilities and more knowledge.

Using the timeline below write/draw where you think the following items 'belong'–

rattle, dummy, feeding bottle, building bricks, plastic bowl/mug, tiny shoes, reading book, pencil & paper, Lego/construction toy, cycle helmet, smart phone, make-up, car keys, credit card, passport, DIY tools

Now create your own timeline; consider what you could/ will be able to do at each age and to draw pictures or write this down in sentences.

Maths – Position and direction

The hand that makes an 'L' shape is your **left** hand. The hand that does not make an 'L' shape is your **right** hand.

When we describe direction, we can use the language of '**quarter turn**' and '**half turn**'.

If the turn is the same direction as the hands of a clock, then it is '**clockwise**'. If the turn is in the opposite direction, then it is '**anticlockwise**'.

Compass

We use compass points to describe position and direction. There are four main points of the compass: North, South, East and West.

Each quarter turn brings you to a new compass point. If I am facing north and turn $\frac{1}{4}$ clockwise, I will be facing east.

An easy way to remember the 4 points of a compass;

- Never Eat Slimy Worms (North East, South, West)

Can you create your own compass? Remember the 4 points.

Use these skills to help navigate around the African savannah map!

In the News – BLM

I am sure that many of you have seen or heard about the tragic death of George Floyd in America and the protests that have taken place all over the world. Please speak to anyone on your network hands about how you are feeling and the impact that the recent events may have had on you, your friends or your family.

#EducationSpeaksOut

Research into Black British visual artists. For example, Sonia Boyce or Frank Bowling.



Can you create an art piece inspired by their work?

Useful sites

Take the opportunity to read lots of free e-books for children on Oxford Owl. Register for free at: <https://www.oxfordowl.co.uk/for-home/find-a-book/library-page/>

BBC Bitesize have released daily lessons with great resources and guidance for parents too: <https://www.bbc.co.uk/bitesize/tags/z7s22sg/y/ear-2-and-p3-lessons/1>

National Literacy Trust have lots of great activities you can try at home:

<https://literacytrust.org.uk/family-zone/5-8/>

How does this picture make YOU feel? And why?

What do you notice about this picture?

How is public transport different today?



Why is this picture important?

How do you think the people in this picture feel?

Martin Luther King

Martin Luther King was an African-American. He was born in 1929 in the United States of America (USA).



As a child, he liked playing sports, playing the piano and going to school. His life was often hard. Some people treated him differently because of the colour of his skin.

In the USA, times were hard for African-Americans. There were different areas for African-Americans and white people on buses, on trains and in parks.

Did You Know?

In some parts of the USA, African-American children weren't allowed to go to the same school as white children.



Martin Luther King wanted all Americans to be treated in the same way. He spoke in front of a big crowd and told everyone about his dream. Here is a little bit of the speech he made:



"I have a dream that one day little black boys and black girls will be able to join hands with little white boys and white girls as sisters and brothers."

It is because of Martin Luther King, and others like him, that things have become better for black people in America. However, there is still progress to be made.

Questions

- When was Martin Luther King born? Tick one.
1919
1920
1929
- What did Martin Luther King like to play as a child? Tick one.
trumpet
piano
recorder
- Match the sentences.

People treated him differently
There were different areas for African-Americans
In the USA,

times were hard for African-Americans.
because of the colour of his skin.
and white people on buses.
- True or false? African-American children weren't allowed to go to the same school as white children. Tick one.
true
false
- Fill in the missing word.
He spoke in front of a big crowd and told everyone about his _____.

Rosa Parks

Rosa was born on 4th February 1913 in Alabama and lived in the United States.

Rosa's Family

- Rosa's mum worked as a teacher.
- Rosa's dad worked as a carpenter.
- Rosa also had a younger brother.
- When she was young, Rosa went to live on her grandparent's farm with her mum and her brother.



Rosa's Life

Rosa lived at a time when life was very different for black and white people in the United States. Black people did not have the same rights and were treated very unfairly. They were made to go to different schools, churches and even public toilets.



The Bus Ride

Black and white people also had to sit in different seats on the bus. On the 1st December 1955, the bus driver told Rosa to move for a white person. She refused to move and so was arrested by the police.

When Rosa was freed, black people began to protest. They stopped using the buses to travel. This protest went on for 381 days until it was agreed by the government that all people could sit anywhere on the bus.

Rosa Parks Day

Each year, Rosa Parks Day is celebrated in some states because of the work Rosa did to help the rights of black people.

Questions

1. When was Rosa born? Tick one.

- 4th February 1913
- 10th February 1930
- 14th April 1913

2. Match the job with the member of Rosa's family.

mum

dad

grandparents

farmers

teacher

carpenter

3. **Black people did not have the same rights and were treated very unfairly. They were made to go to different...** Tick two.

- schools
- churches
- parks

4. When was Rosa arrested?

5. How long did the protest last?

Position and Direction

Knowledge Organiser

Key Vocabulary

forwards

backwards

left

right

north

south

east

west

quarter turn

half turn

three-quarter turn

clockwise


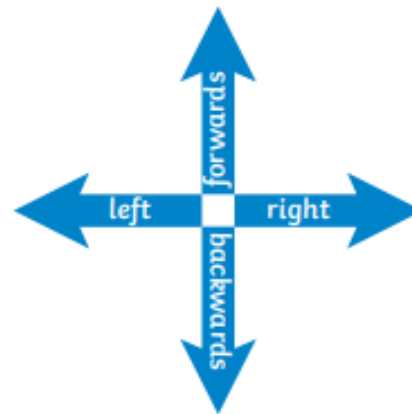
anticlockwise

pattern

sequence

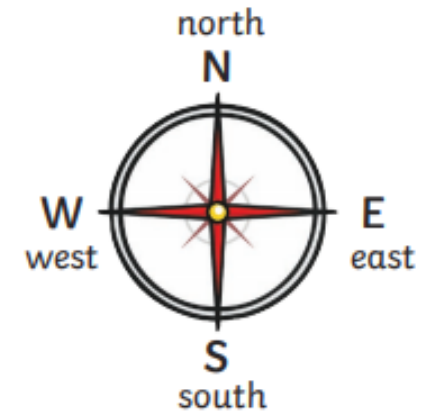


Describing Straight-Line Movement



Left and Right

The hand that makes an L shape is the **left hand**.



Describing Turns



quarter turn



half turn



three-quarter turn



full turn

clockwise



anticlockwise









If the turn is in the same direction as the hands of a clock, it is **clockwise**.

If the turn is in the opposite direction to the hands of a clock, it is **anticlockwise**.

Can you navigate around the African Savanna Map?

Once you have finished why not try and create your own.

				
			 Waterhole	
	Scrub 			
				

Compass directions;

From the start, go East 2 squares. Where are you now?

From the Zebra, go West 4 squares. Where are you now?

From the Lion, go North 3 squares. Where are you now?

From the elephant, go East 3 squares and South 1 square. Where are you now?

From the Waterhole go West 2 squares and South 1 square. Where are you now?

Start at the Lion how would you get to the waterhole?

Start at the zebra, how would you get to the Elephant?

Start at the Scrub, how would you get to the Zebra?

Can you create your own compass directions for others to try...





Changing Me
Timeline Template - Ages 6-7 - Piece 3

Baby

Toddler

Child

Teenager

Adult

Section 1

There are 16 cars in a car park.

$\frac{1}{4}$ of them are white. How many are not white?

Section 2

Put these numbers in order, smallest to largest:

82 28 18 48 89

--	--	--	--	--

Section 3


This table shows the number of girls and boys who have pets, in Class 2A. Show the numbers as a tally.

Pet	Girls	Tally	Boys	Tally
Dog	13		10	
Cat	5		7	
Rabbit	2		1	

Section 4

Draw the hands on the clock to show this time:

Quarter past 7



Section 5

What 2D shape is at the ends of a cylinder?

.....

Section 7

Fill in the missing numbers:

$4 \times 2 = 10 - \square$

$15 \div 3 = 15 - \square$

Section 6

I have a pound coin.

I buy a lolly for 25p.

How much change will I be given?

Which coins could I be given in change?



Section 8

What 2 shapes will come next in the pattern?



Critical Thinking

Making a Menu

.....

It's dinner time, but what are you going to eat? Complete this page to help you think of a menu.

Food that begins with *b*:



1. _____
2. _____
3. _____
4. _____
5. _____

Food that grows below ground:



1. _____
2. _____
3. _____
4. _____
5. _____

Fast food:



1. _____
2. _____
3. _____
4. _____
5. _____

Food that grows on trees:



1. _____
2. _____
3. _____
4. _____
5. _____

Food that is white:



1. _____
2. _____
3. _____
4. _____
5. _____

Now, list your five favorite foods:




1. _____
2. _____
3. _____
4. _____
5. _____

Real Estate

.....

Look carefully at the homes on this page. Then answer the questions.



1. How many homes have only two windows and one door?
2. How many homes have no windows?
3. How many homes are not for people?
4. How many homes do not have walls made of wood?
5. How many homes float?
6. How many homes have flags flying?
7. How many homes have 12 or more windows?
8. How many homes have a porch?

Year 2 – Music tasks

Something to Sing	‘Just Sing’ https://youtu.be/anuYVcln7iU
Something to Play/Make	‘A Ram Sam Sam’ If you can’t draw a plan out somewhere, try drawing one for your fingers to do? https://youtu.be/rZv3FQ9tunM
Something to Listen to	Guess the animal sounds https://youtu.be/Qd6wZHUDCUg
Something to Dance/Move to	‘Dance Monkey’ https://youtu.be/FiXCxfWWwPo

