

Year One Home Learning Pack 5

Weekly Learning: 27th April 2020

Purple Mash!



Purple Mash is a wonderful new resource that we are introducing for you to use at home – it'll give you a whole world of fun and exciting learning opportunities. We have sent out your personal logins to your parents' emails. **If you have not received it, please email us!**

Head over to the Purple Mash site here:

<https://www.purplemash.com/sch/laurance>

Then click on the icon called '2Dos' to find your assigned work for this week.


Maths



Your task this week is to find groups of objects around your house and describe what you see in numbers. For example:



This is 4 boxes of 5 bananas, or $5 + 5 + 5 + 5 = 20$, or $4 \times 5 = 20$. Then have a go at **drawing an array** for your findings:



$$5 + 5 + 5 + 5 = 20$$

This is 4 rows of 5.

Mental health and wellbeing

If you are looking for more exciting things to try at home, please check the **mental health and wellbeing** section on the Home Learning page. It is full of exciting ideas linked to the 5 ways to wellbeing, growth mind set and Zones of Regulation.

<https://www.lhaines.herts.sch.uk/homelearning>

Communication

Keep in touch!

saibashah@lhaines.herts.sch.uk

rizwanakhan@lhaines.herts.sch.uk

Twitter: @MrsShahI HS @MissKhanI HS

Spelling



Can you write a sentence each for the words below? The special sounds are "oo" and "ew".

zoo, root, boot, moon, food, roof, broom, flew, chew, threw, screw, grew, drew, few

Remember your capital letters and full stops!

Jigsaw PSHE

Our topic in PSHE is **Relationships**. This week is about family. When you think about the word family, does this also mean your pets? How does it feel to be part of a family? Do all the members of your family have to live in the same house as you? Are all families the same? Write a few sentences about family and then draw a picture of all your family– you can make it a family tree or write adjectives around their bodies.

<https://families.jigsawpshe.com/stuck-at-home/>

Keep Learning!

Can you try and learn a new skill this week? Try tying your shoe laces, or making a sandwich, or even creating something from recycled bottles or boxes to make something useful for someone. Show us too!

Additional learning opportunities:

Take the opportunity to read lots of free e-books for children your age on Oxford Owl. Register for free at:

<https://www.oxfordowl.co.uk/for-home/find-a-book/library-page/>

BBC Bitesize Daily: <https://www.bbc.co.uk/bitesize/dailylessons>

Try daily PE with Jo on YouTube to keep your fitness up. Try one here:

<https://www.youtube.com/watch?v=Rz0go1pTda8&list=PLYCLoPd4VxBvQafyve889qVcPxYEjdSTI>

Watch stories and draw characters too with Draw with Rob on: <http://www.robbiddulph.com/draw-with-rob>

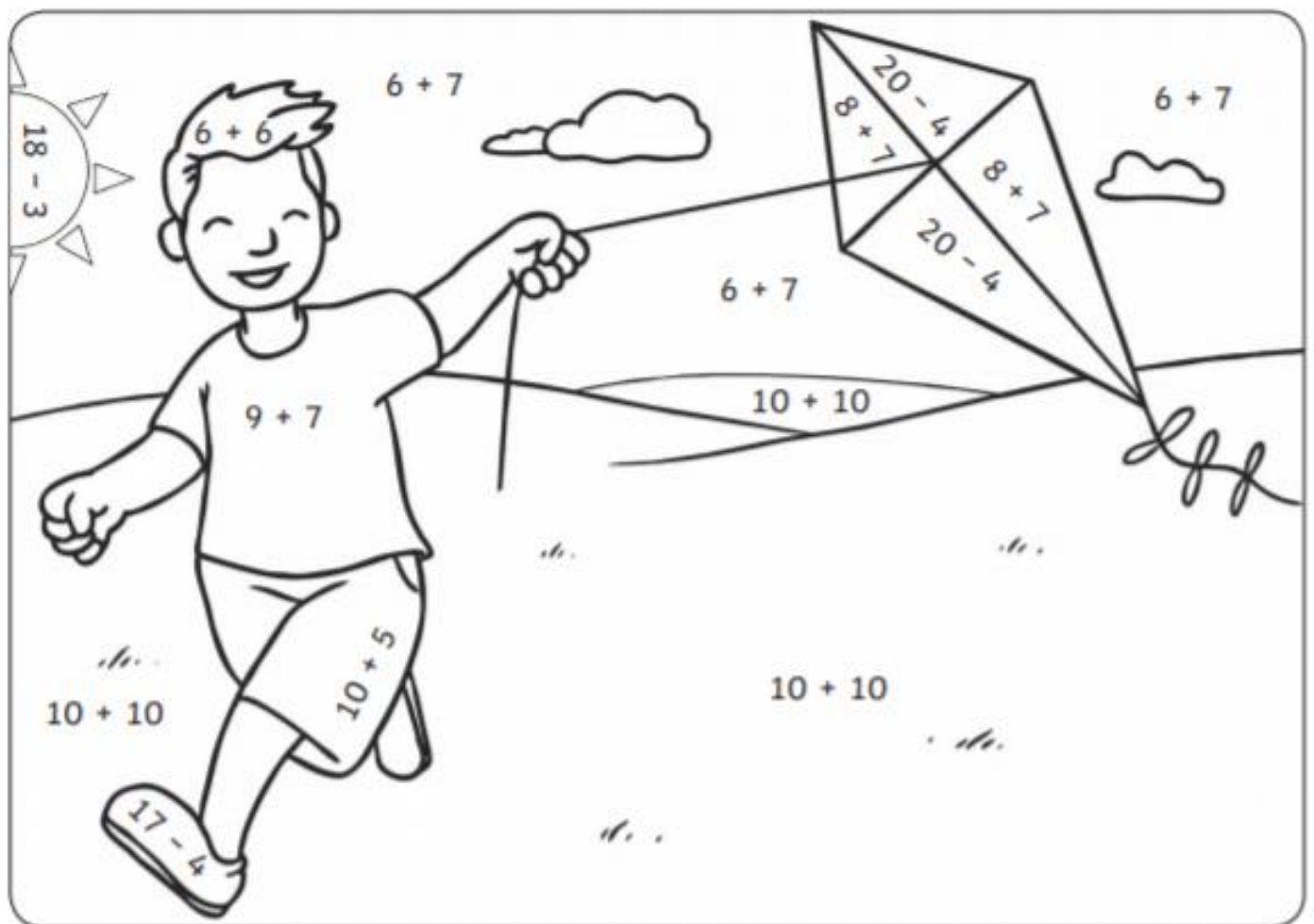
Take the opportunity to play some maths games:

<https://www.topmarks.co.uk/maths-games/5-7-years/counting>

Addition and Subtraction to 20

Colour by Number

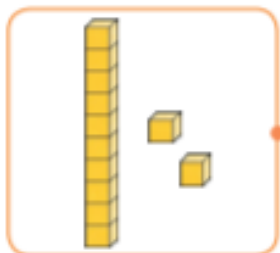
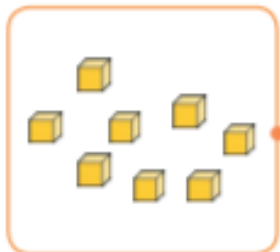
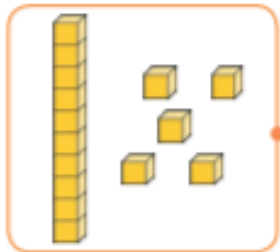
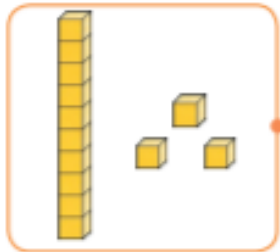
Solve the calculations to colour in this summer picture.



Answer:	16	15	20	12	13
Colour:	red	yellow	green	brown	blue

Number Representations to 20 Match Up

Draw a line to match the boats to the correct number representation.
Write the number in words.



Reading a Summer Picture



Try and answer these questions using clues from the picture.

1. How do you think the boy in the middle of the picture is feeling?

2. How do you think the water fight started?

3. Have you ever had a water fight? Write a description of it or a description of what you imagine it would be like.

This is a creative writing opportunity. Use your imagination and don't forget your capital letters and full stops!

**What are these animals
cheering for?**