

Year Five Homework

Week Beginning: 18.05.20

Theme: Ancient Greece

Spellings

This week you will be learning **words with an /ear/ sound spelt 'ere'**

Sincere, interfere, sphere, adhere, severe, persevere, atmosphere, mere, hemisphere, austere.

Find the definition for each word and then write a full sentence using the spelling.

Methods to learn your spellings:

Look, cover, write, check

Speed write (how many times can you write it in 1 minute?)

Create your own word search using the spellings

Sing the spelling

Be the teacher and test someone at home

English - Writing

We are living through an incredibly historical time! Please continue with your COVID-19 diaries. Remember to write in the first person, chronological order and include your feelings about your experience.

Reading

Last week you read Chapter 2 of 'Nightfall on the Somme.' On Purple Mash, there is a 2do quiz for you to complete to test your understanding of your reading so far. Now have a go at answering these questions:

1. What is meant by camaraderie? Can you relate this to modern day life?
2. What did Tommo teach the new recruits?
3. Who was the bad-tempered soldier in the unit? How do you know?
4. What songs did the soldiers sing as they travelled down to Dover? Why do you think they sung these?
5. What do you think Tommo means at the end of the chapter when it says 'We're moving in?'

You can now read Chapter 3!

Computing

Last week, you had a go at exploring and playing on Interland. The key themes are: being sharp, alert, secure, kind and brave. This week we would like you to create an E-Safety Charter for your family. You will need to think about how everyone in your home can stay safe and happy online and create some rules.

REMINDER:

We want an internet where we're free to...

What does the internet allow you to do and are there any ways it could be even better?

Please go to: <https://www.childnet.com/resources/film-competition/2020>

To enter the competition, you can either create a video or a story board for a two minute film based around this year's theme.

Music

Something to sing:

Listen to the song: A little bit of Kindness

www.youtube.com/watch?v=iGUABWgeA1Q&feature=emb_logo Sing along! Maybe you and your family could have a go at the harmony.

Something to play/make:

Learn to play the cups! **Once you've got it, why not experiment with other recycled items such as plastic bottles or cartons?**

www.youtube.com/watch?v=Y5kYLOb6i5I

Something to listen to:

This is The Night Mail – W H Auden

www.youtube.com/watch?v=zmcuKsBOi0

How does the composer & narrator give the feeling of the train moving on and on?

Something to dance/move to:

Coffee Cup Music!

<https://www.youtube.com/watch?v=2QhQR-AofPQ>

Eco

Woah it's windy out there! Your challenge is to design and make a wind-powered toy, such as a yacht or windmill. It must only be made of recycled materials and if using sellotape, you can only use five pieces! What are the advantages of using wind power?

P4C question:

Is it important to learn about a country's history? Why/why not?

Don't forget BBC Bitesize! There are so many wonderful lessons and videos on there to explore.

Jigsaw: Relationships

Discuss or think about what 'personality' and 'self-esteem' mean. Can you come up with a definition for each? Why is it good to have positive self-esteem? What could you do to boost it?

An activity to do with someone else in your household: Both draw a stick figure that represents yourself. Around the outside, write words that you consider to be your own positive personal qualities. Now, on a new piece of paper, do the same but for the person you are working with. Share and compare what you wrote about yourself vs. what your partner wrote about you. Did you write similar things? Did anything surprise you? Has your self esteem been boosted because someone has recognised a personal quality you didn't see in yourself? What are you going to do this week that will continue to boost your self-esteem?

Vocabulary you could use: patient, kind, sporty, artistic, musical, careful, generous, confident, funny, quiet, outgoing, honest, loyal

Spanish

Our new language this week is the word 'pero' which means 'but.' So we can now say, 'Tengo un pez rojo pero no tengo un hamster.' Which means, 'I have a gold fish, but I don't have a hamster.' Use the attached worksheet to help you prepare a presentation on your pets. You could write this down or email or tweet it to us.

Topic:

We're going to be starting a new topic that we're sure you're going to enjoy! We would like you to start a project about **Ancient Greece**.

First of all, where is Greece? What do you already know about Greece (either ancient or modern day.) Attached, there is a map of Europe. Can you identify Greece on the map? As an extra challenge, how many other countries can you label?

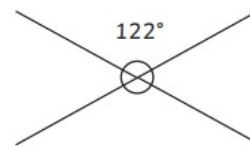
Use the link:

<https://www.bbc.co.uk/bitesize/topics/z87tn39/articles/zxytpv4> to find out more about who the ancient Greeks were. Make some notes about your findings.

What are you interested in finding out about the ancient Greeks? Email your questions to lauraburrell@lhaines.herts.sch.uk so that we can set your next home learning based on your interests!

Maths

Last week you learnt about straight angles. This week you are going to calculate and label the size of all the angles where each pair of lines intersect.



Teaching points:

When two lines intersect, the total of two adjacent angles is 180

If one angle is known, the other can be found by subtracting the known angle from 180

When two lines intersect, the total of all angles is 360

The angles opposite are equal.

Have a go at the activity sheet on this home learning. We will provide the answers next week!

TT Rockstars

Have a go at the new tournament between the two classes. Can Birch beat Beech this time? Who is able to beat Mrs Hall's score this week?

IXL

Practise answering questions using the 4 operations. Which operation is your favourite and why?

Art

If you haven't already, please send in your 'Community Collage' art work that was set last week.

Have a look at the following art work by Banksy:



What can you see? What is the message in this art work? How does it make you feel?

We would like you to design your own Thank You card to key workers, using this Banksy picture as inspiration.

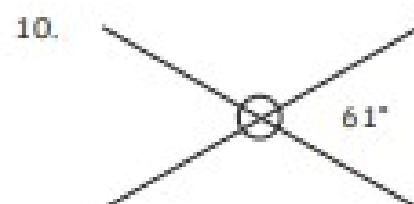

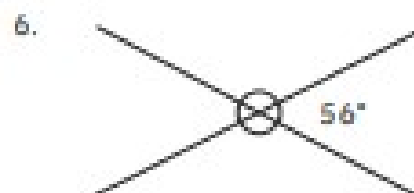
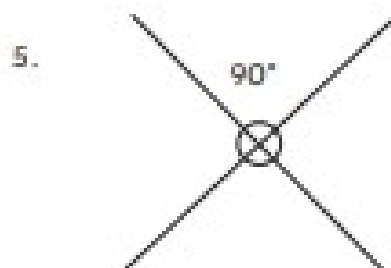
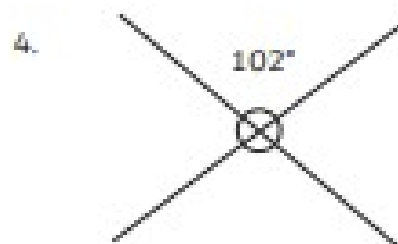
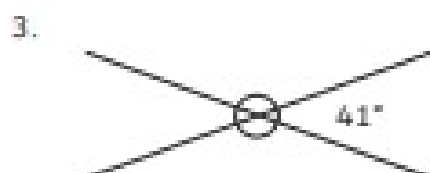
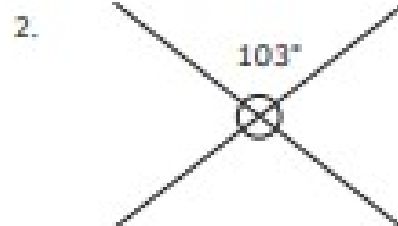
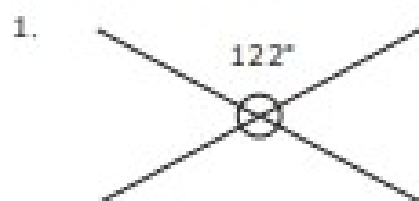
We are really looking forward to keeping up to date with your learning. Feel free to share with us via email:

lucindahall@lhaines.herts.sch.uk beckymakinson@lhaines.herts.sch.uk beckyblackstaffe@lhaines.herts.sch.uk
sianwoodroofe@lhaines.herts.sch.uk lauraburrell@lhaines.herts.sch.uk

Twitter: @MrsMakinsonLHS @LHallLHS @WoodroofeMrs @pandit_mrs @MissBurrellLHS

Maths:

Calculate and label the size of all the angles where each pair of lines intersect.



Topic:

Can you label any of the countries in Europe?



Nombre: _____

Spanish:

INSTRUCTIONS: The following questions are designed to help you prepare for your pet presentation. First answer the questions in Spanish in full sentences and then use these to guide your presentation. Re-write your answers in the section underneath to create a short presentation about what pets you have and do not have. The word bank has the spellings of all of the pets covered in the unit to help you plus the connectives "y" ("and") and "pero" ("but") in Spanish. You may add, delete and change if you wish!

What is your name? _____

How old are you? _____

What pet do you have and what is it called? _____

What pet do you not have? _____

WORD BANK

un gato	un perro	y	un hámster	un pez rojo
una cotorra	una tortuga		un ratón	pero
	tengo		no tengo	un conejo